

Scaled data based on original data using
LM-79-08 Approved Method: Electrical and Photometric Measurements of Solid-
State Lighting Products

Test Report Prepared for
Cooper Lighting Solutions
(formerly Eaton)

Brand: McGRAW-EDISON

Report Number: P227840

Luminaire Tested: **ISS-AF-350-LED-E1-T4FT**

Issue Date: 3/3/2020

Test Information

Test Method: LM-79-08
Report Number: P227840
TEST IS SCALED FROM IESNA LM-79-08 TEST DATA (P29760)
Test Lab: INNOVATION CENTER-P2
Issue Date: 3/3/2020
Manufacturer: COOPER LIGHTING SOLUTIONS (FORMERLY EATON)
Product Line: MCGRAW-EDISON
Catalog Number: ISS-AF-350-LED-E1-T4FT
Description: IMPACT ELITE LED QUATER SPHERE LUMINAIRE
LIGHT SQUARE WITH ACCULED OPTICS-TYPE IV FORWARD THROW
Light Source: (16) 4000K CCT, 70 CRI LEDs
Ballast/Driver: ELECTRONIC DRIVER

Summary

Lumens per Lamp: N/A
Luminaire Lumens: 2414.2 lumens
Efficiency: N/A
Efficacy: 120.2 lumens/watt
Luminous Opening: Rectangular (W 0.5' x L: 0.5' x H: 0')
IES Classification: Type IV - Short - Non-Cutoff
BUG Rating: B1 - U0 - G1

Input Watts (W): 20.09
Input Voltage (V): 120
Input Current (Ain): NR
Voltage Rise (V): NR
Power Factor: NR
Total Harmonic Distortion (THDi): NR
Frequency (hertz): 60
Stabilization Time: NR
Operation Time: NR
Ambient Temperature (°C): NR
Test Distance: 25 FT

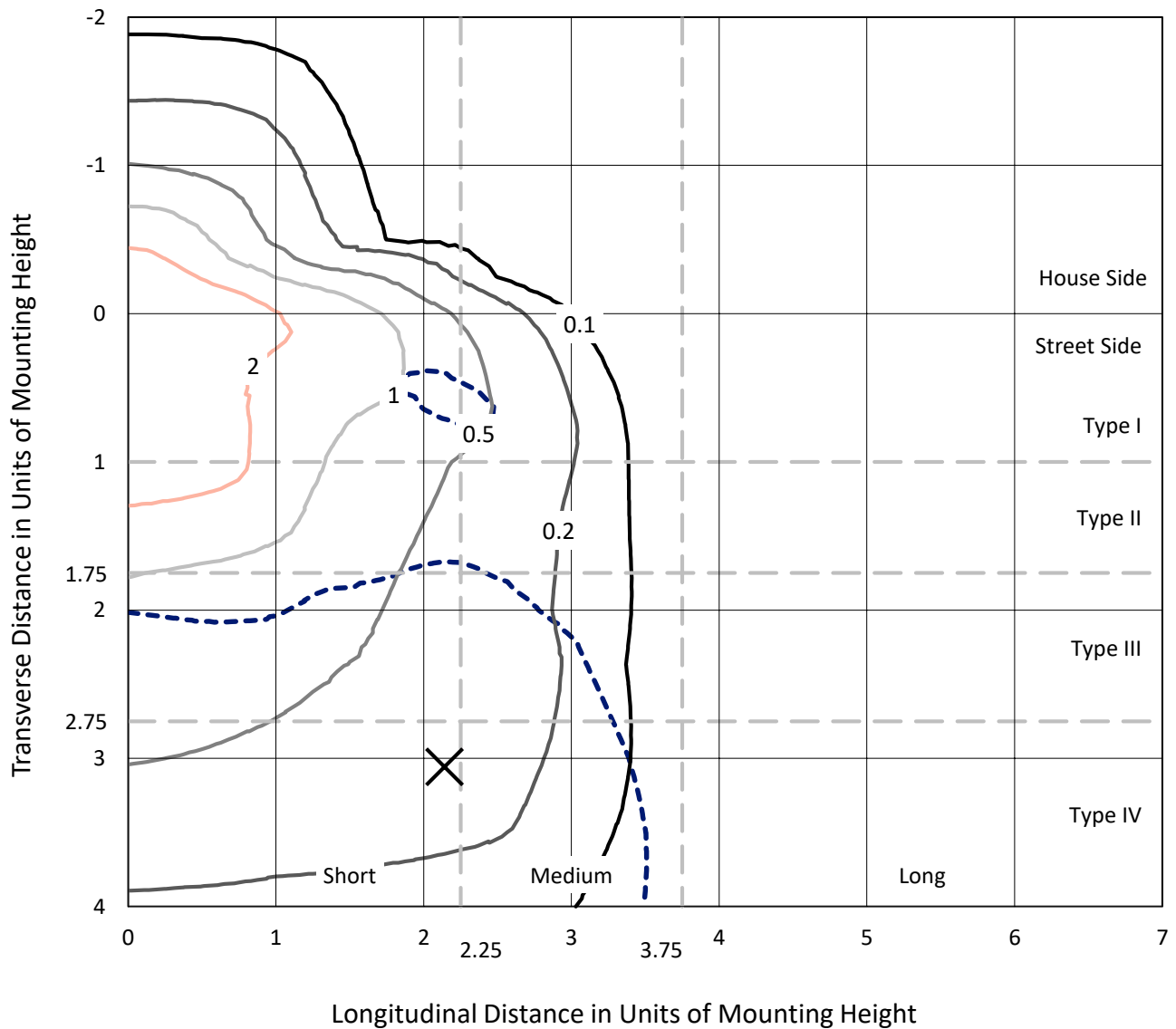


REPORT NUMBER: P227840

CATALOG NUMBER: ISS-AF-350-LED-E1-T4FT

Iso-Footcandle Lines of Horizontal Illumination

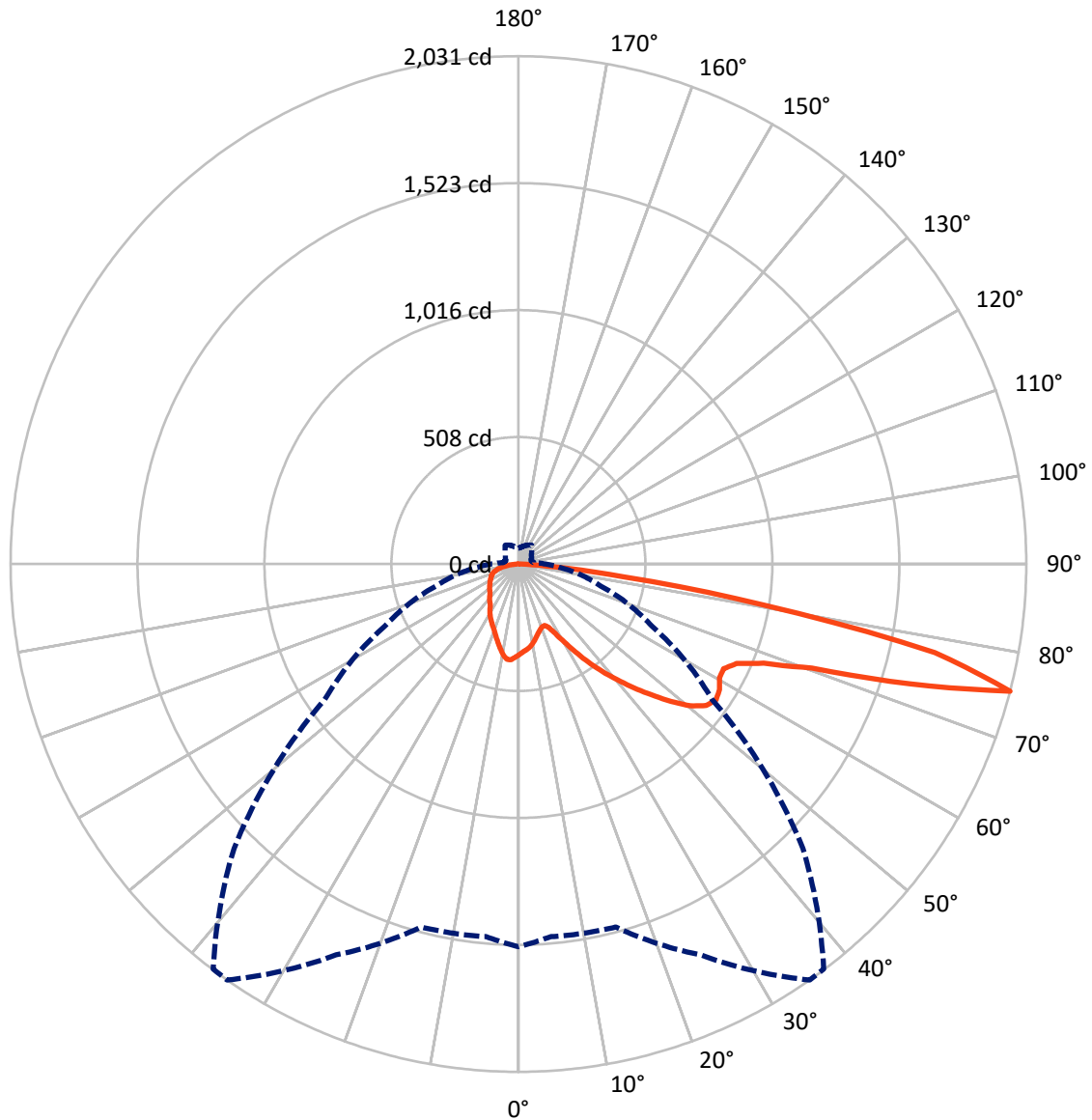
× Max cd
 - - - 1/2 Max cd



Based on 10 foot mounting height. Maximum calculated value = 3.7 fc
 Type IV - Short - Non-Cutoff

REPORT NUMBER: P227840
CATALOG NUMBER: ISS-AF-350-LED-E1-T4FT

Luminous Intensity Polar Plot



— Vertical Plane Through 35-Deg Lateral - - - Horizontal Cone Through 75-Deg Vertical

REPORT NUMBER: P227840

CATALOG NUMBER: ISS-AF-350-LED-E1-T4FT

FLUX DISTRIBUTION:

		Downward	Upward	Total
House Side	Lumens	484.5	0.0	484.5
	% Fixture	20.1	0.0	20.1
Street Side	Lumens	1929.6	0.0	1929.6
	% Fixture	79.9	0.0	79.9
Total	Lumens	2414.2	0.0	2414.2
	% Fixture	100.0	0.0	100.0

ZONAL LUMENS:

Zone	Lumens	% Fixture
0°-10°	34.0	1.4
10°-20°	89.8	3.7
20°-30°	142.1	5.9
30°-40°	229.4	9.5
40°-50°	339.4	14.1
50°-60°	436.4	18.1
60°-70°	540.3	22.4
70°-80°	544.5	22.6
80°-90°	58.1	2.4
90°-100°	0.0	0.0
100°-110°	0.0	0.0
110°-120°	0.0	0.0
120°-130°	0.0	0.0
130°-140°	0.0	0.0
140°-150°	0.0	0.0
150°-160°	0.0	0.0
160°-170°	0.0	0.0
170°-180°	0.0	0.0
0°-90°	2414.2	100.0
0°-180°	2414.2	100.0

Coefficient of Utilization



REPORT NUMBER: P227840

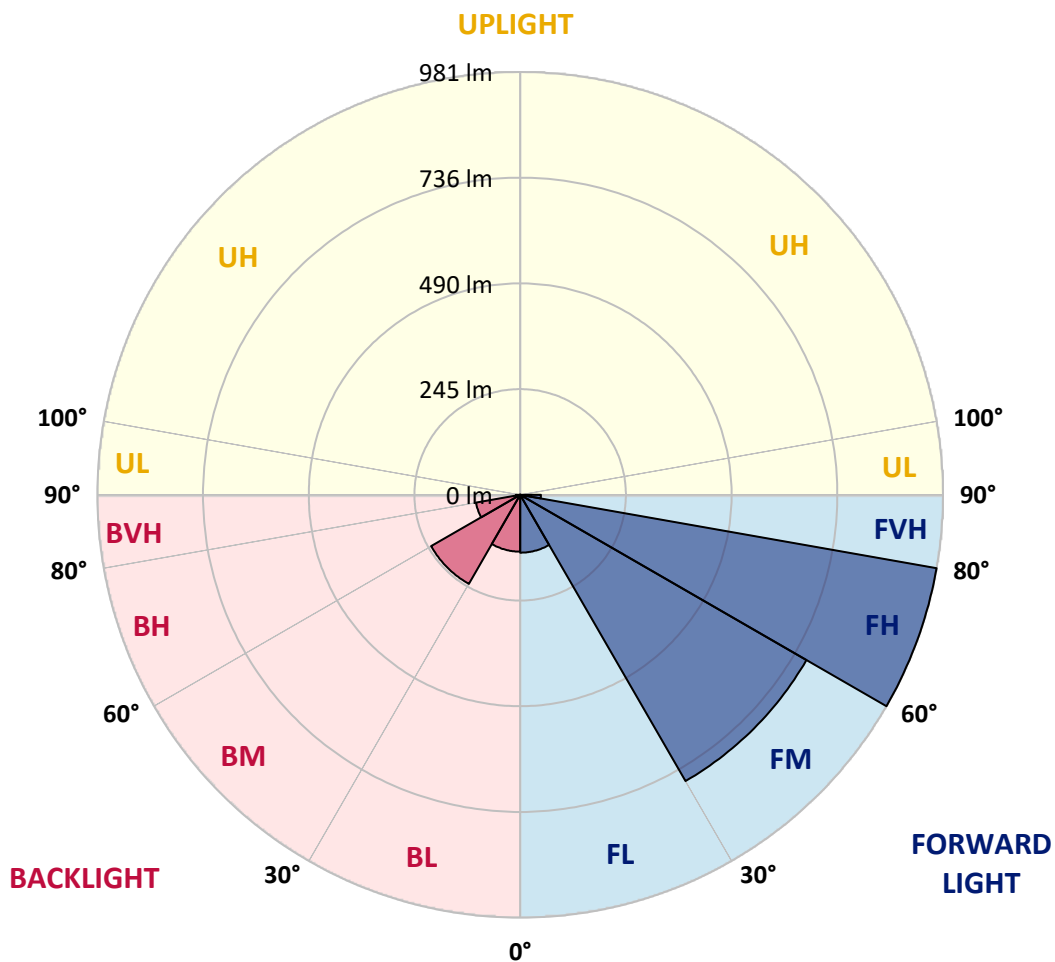
CATALOG NUMBER: ISS-AF-350-LED-E1-T4FT

LUMINAIRE CLASSIFICATION SYSTEM LUMEN TABLE AND BUG RATING:

Zone		Lumens	% Fixture	Zone Rating/Lumen Limit		
				B	U	G
FL	(0°-30°)	134.2	5.6			
FM	(30°-60°)	766.6	31.8			
FH	(60°-80°)	980.7	40.6			G1/1800
FVH	(80°-90°)	48.1	2.0			G1/100
BL	(0°-30°)	131.8	5.5	B1/500		
BM	(30°-60°)	238.6	9.9	B1/1000		
BH	(60°-80°)	104.1	4.3	B0/110		G0/110
BVH	(80°-90°)	10.1	0.4			G1/100
UL	(90°-100°)	0.0	0.0		U0/0	
UH	(100°-180°)	0.0	0.0		U0/0	

BUG Rating: B1-U0-G1

Type IV Short





REPORT NUMBER: P227840

CATALOG NUMBER: ISS-AF-350-LED-E1-T4FT

CANDELA DISTRIBUTION (FULL):

	0°	5°	15°	25°	35°	37°	45°	55°	65°	75°	85°
0°	362.6	362.6	362.6	362.6	362.6	362.6	362.6	362.6	362.6	362.6	362.6
2.5°	352.2	351.4	350.6	350.6	352.2	352.2	353.0	353.8	354.7	357.0	360.3
5°	342.5	341.7	340.9	341.7	344.1	344.1	346.6	348.2	349.7	353.8	357.8
7.5°	329.6	329.6	328.8	332.0	334.5	333.7	336.9	338.5	342.5	346.6	353.0
10°	312.7	312.7	312.7	316.7	320.8	320.8	323.2	327.2	330.4	336.0	344.1
12.5°	298.2	297.4	297.4	300.6	305.5	306.3	310.3	315.9	320.0	327.2	336.0
15°	293.4	291.7	287.8	287.8	290.1	290.1	296.6	304.6	311.1	318.3	328.8
17.5°	294.2	291.7	281.3	278.0	278.0	278.9	285.3	294.2	302.2	311.1	324.8
20°	301.5	297.4	278.0	270.8	269.1	270.0	275.6	284.5	294.2	306.3	321.6
22.5°	332.9	326.4	290.1	274.0	266.8	266.8	270.0	279.7	291.7	307.9	327.2
25°	405.4	394.9	330.4	301.5	279.7	277.2	271.6	281.3	295.7	315.1	343.3
27.5°	479.6	469.0	380.4	348.9	315.1	307.9	286.9	289.3	305.5	331.2	367.5
30°	541.6	532.8	443.2	407.0	361.8	353.8	321.6	306.3	322.3	353.8	403.8
32.5°	546.5	542.4	511.0	473.9	419.1	407.9	365.1	340.9	348.9	384.4	443.2
35°	591.6	588.3	571.4	535.9	481.1	468.2	423.1	386.1	383.6	418.3	488.4
37.5°	635.9	631.9	620.5	596.4	545.6	535.1	499.7	440.1	423.1	457.8	532.8
40°	677.8	672.2	657.7	643.9	606.8	606.8	569.0	491.6	460.9	492.4	569.8
42.5°	755.1	737.4	698.8	688.2	677.8	677.8	622.2	527.1	491.6	530.3	605.3
45°	829.3	812.4	760.0	739.1	744.7	741.4	664.9	547.2	519.0	565.8	639.1
47.5°	888.1	872.8	819.6	805.2	821.2	808.3	700.3	563.3	553.7	603.6	667.3
50°	940.5	904.3	852.6	872.1	892.1	870.4	731.8	587.5	588.3	643.9	708.4
52.5°	868.8	864.8	876.1	921.2	940.5	916.4	760.0	618.2	625.4	695.5	755.1
55°	782.6	781.7	847.8	935.7	959.0	936.5	778.6	655.2	664.1	759.2	814.0
57.5°	765.7	757.6	802.7	905.1	947.8	931.7	788.2	689.9	701.1	839.7	872.1
60°	820.4	805.2	797.9	872.1	923.6	915.5	800.3	731.0	746.2	931.7	926.0
62.5°	939.7	918.7	867.2	874.4	921.2	914.7	829.3	779.3	797.1	1023.6	956.7
65°	1097.6	1082.4	1000.1	941.3	959.0	950.2	881.7	840.6	850.3	1089.6	922.0
67.5°	1270.9	1250.0	1160.5	1079.9	1057.4	1040.4	964.7	913.1	878.5	1079.9	829.3
70°	1466.8	1444.2	1366.9	1283.8	1245.1	1226.6	1109.8	976.0	868.0	973.5	654.4
72.5°	1707.7	1677.1	1634.5	1643.3	1636.8	1585.3	1341.1	997.0	791.5	724.6	390.9
75°	1530.4	1495.8	1503.0	1724.7	2031.0	2028.5	1608.6	945.3	589.9	341.7	169.2
77.5°	548.8	606.8	895.4	1291.9	1702.9	1700.6	1245.1	591.6	253.1	145.9	102.4
80°	137.8	140.2	222.4	530.3	994.5	986.4	706.0	223.2	105.6	88.7	70.1
82.5°	44.3	47.6	81.4	182.9	425.5	415.8	219.2	73.3	66.1	57.2	42.8
85°	14.5	14.5	29.1	62.9	140.2	134.6	44.3	26.6	36.3	29.9	19.3
87.5°	0.0	0.0	0.8	1.6	3.3	1.6	0.0	1.6	4.8	5.6	4.0
90°	0.0	0.0	0.0	0.0	0.0	0.0	0.0	0.0	0.0	0.0	0.0



REPORT NUMBER: P227840

CATALOG NUMBER: ISS-AF-350-LED-E1-T4FT

CANDELA DISTRIBUTION (continued):

	90°	95°	105°	115°	125°	135°	145°	155°	165°	175°	180°
0°	362.6	362.6	362.6	362.6	362.6	362.6	362.6	362.6	362.6	362.6	362.6
2.5°	362.6	361.8	365.1	367.5	368.3	370.7	373.2	374.7	374.0	373.2	373.2
5°	361.8	362.6	368.3	373.2	377.2	381.3	384.4	386.1	385.2	385.2	385.2
7.5°	357.0	360.3	366.7	374.7	380.4	382.8	383.6	381.3	379.6	377.2	377.2
10°	348.9	353.8	364.3	373.2	375.5	372.4	367.5	362.6	356.2	352.2	352.2
12.5°	342.5	348.2	361.1	368.3	365.1	357.0	346.6	338.5	332.0	327.2	326.4
15°	336.9	344.1	357.8	359.5	352.2	338.5	324.8	315.9	308.6	305.5	305.5
17.5°	332.9	342.5	354.7	349.7	335.2	317.5	304.6	297.4	291.7	288.5	287.8
20°	333.7	345.8	351.4	337.7	316.7	298.2	286.1	282.0	278.0	276.4	276.4
22.5°	342.5	353.8	350.6	327.2	299.8	278.9	270.8	270.0	268.4	266.8	266.0
25°	361.8	369.9	353.0	316.7	282.0	261.2	257.1	259.5	258.7	257.1	257.1
27.5°	388.4	390.1	357.0	306.3	262.7	244.2	244.2	248.3	246.6	244.2	245.8
30°	420.7	411.8	358.6	289.3	240.2	228.1	230.5	232.9	231.3	228.1	228.1
32.5°	455.3	434.4	358.6	267.6	218.4	213.6	214.4	215.2	212.0	208.0	208.0
35°	489.2	456.1	354.7	241.8	201.5	199.1	198.2	201.5	199.1	193.4	193.4
37.5°	521.4	473.1	344.1	215.2	188.6	187.8	190.2	188.6	185.4	177.3	175.7
40°	544.0	484.4	323.2	193.4	178.1	182.9	181.4	172.5	167.7	162.0	162.0
42.5°	564.2	490.0	297.4	176.5	170.8	177.3	170.8	159.6	153.1	152.3	153.1
45°	582.7	494.8	272.4	162.8	162.0	170.8	162.8	150.7	143.4	143.4	144.2
47.5°	600.4	499.7	247.5	149.9	151.5	161.2	156.3	144.2	137.0	132.2	132.2
50°	628.6	511.0	211.1	136.2	139.4	153.1	151.5	137.8	129.7	122.5	120.9
52.5°	662.5	530.3	171.7	121.7	130.5	145.9	145.9	132.2	123.3	113.6	112.0
55°	707.6	551.3	137.8	111.2	121.7	137.8	140.2	129.7	116.8	108.0	106.4
57.5°	752.7	558.5	111.2	100.8	110.4	129.7	136.2	124.9	109.6	103.1	102.4
60°	784.2	535.1	93.5	91.9	102.4	120.1	130.5	119.3	104.8	98.3	98.3
62.5°	779.3	464.2	83.8	86.2	96.0	112.8	125.7	114.5	101.6	97.5	96.7
65°	710.8	350.6	75.8	81.4	90.2	105.6	120.9	112.0	99.9	96.0	94.3
67.5°	598.8	232.9	70.1	76.5	84.6	99.9	116.8	108.8	95.1	92.7	91.0
70°	433.6	136.2	64.4	71.7	79.0	93.5	111.2	102.4	89.5	87.9	83.8
72.5°	234.6	85.4	58.0	65.3	71.7	85.4	102.4	94.3	82.2	75.8	73.3
75°	107.2	62.1	51.6	58.0	62.9	75.0	91.9	83.0	73.3	65.3	63.6
77.5°	71.7	46.7	43.5	49.9	52.4	62.9	81.4	66.1	57.2	51.6	49.9
80°	49.2	34.7	35.5	41.1	40.3	49.9	61.3	53.2	45.1	46.7	42.8
82.5°	31.4	24.1	27.4	29.1	28.2	37.8	47.6	40.3	33.9	28.2	24.1
85°	13.7	12.9	16.2	16.9	16.9	21.0	25.0	20.2	15.3	11.3	11.3
87.5°	0.8	1.6	1.6	2.5	1.6	0.8	0.0	0.0	0.0	0.0	0.0
90°	0.0	0.0	0.0	0.0	0.0	0.0	0.0	0.0	0.0	0.0	0.0

(END OF REPORT)